

MANISCOPIC

■ MT 625 T



THE MANITOU POWER PACK

- Load capacity: 2500 kg
- Max. lifting height: 5.85 m
- Height: 1.92 m
- Width: 1.82 m
- 2 speed hydrostatic transmission



ASPIRE CONNECT

PART OF ASPIRE GROUP



MANITOU

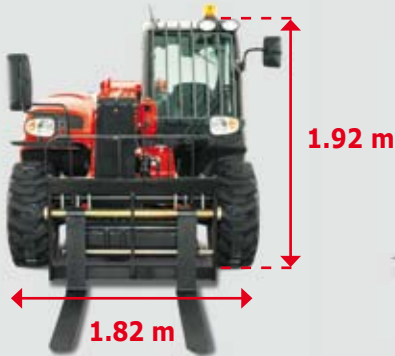
COMPACTNESS

YOU NEED TO HAVE ACCESS EVERYWHERE

As your work conditions become increasingly demanding, and you have to operate on narrow, busy sites, MANITOU has designed the forklift truck to meet your needs.

The **COMPACT SIZE** of the MT625 is ideal for your site where space is at a premium.

Under 2 m in height



to access low headroom and narrow entrances

Good ground clearance



to work on uneven ground conditions

Excellent turning radius



with **4 WHEEL STEERING** for easy manoeuvring
3 steering modes



**STURDY AND AGILE,
THE 4 WHEEL DRIVE
MT 625 GOES
EVERYWHERE.**



EFFICIENCY


YOU EXPECT A LOT FROM YOUR FORKLIFT TRUCK

Whatever the work site, you need to maximise the potential of your forklift to ensure total productivity and increased utilisation.

Robust and reliable, the MT 625 is your solution for optimum **EFFICIENCY** on today's modern sites.



- Load placing 2 T up to 5.85 m



- Unload a lorry from just one side or place a 1.2 T pallet 2.50 m in front of the wheels, and up to 800 kg at 3.40 m.



- Loading of bulk materials



The **versatile** MT 625 can be fitted with a large range of attachments.

SIMPLICITY

YOU WANT A FORKLIFT TRUCK THAT IS EASY TO OPERATE

The ergonomic design of the MT625 is to meet your need for **SIMPLICITY**.

Why not try out its **10 second start-up**:

- Cabin access with no step
- Comfort seat
- Intuitive engine starting and handling JSM (Joystick Switch & Move®) joystick control



INTUITIVE HANDLING

The innovative JSM multifunction joystick fits naturally into the palm of the hand while leaving the forearm leaning on the armrest allowing the operator to work with optimum efficiency.

As a single control combining all handling functions, including operating forward/reverse selection, the **JSM enables the operator to keep one hand on the wheel at all times.**

- 1 Operating direction selector, forward/reverse or neutral
- 2 Telescope boom extension and retraction roller
- 3 Optional auxiliary equipment function roller



All the telescope boom functions are proportional and independent.

CAB COMFORT FOR EVERYBODY



LOW IN-CAB SOUND LEVELS: 76 DB

EASY TO USE INSTRUMENT PANEL

- The latest technology designed digital display instrument panel puts the operator in control with **easy to read:** hourmeter, fuel level, automatic servicing schedule reminder, operating direction in gear and display of diagnostic codes for servicing.
- The control switches, indicator lights and the load sensing indicator are all **perfectly visible and user friendly.**
- The **transport safety** control neutralises the JSM so as to avoid involuntary movements.



The emergency stop button located next to the JSM can be used to stop the engine.

LONG SERVICE LIFE

YOU WANT A FORKLIFT TRUCK YOU CAN RELY ON EVERY DAY

With the MT 625 you have the benefit of MANITOU expertise in Rough-Terrain design. The chassis structure and all components have been developed to withstand arduous work cycles, ensuring a **LONG SERVICE LIFE**.



Servicing is made easier through the easy accessibility of mechanical components plus the display of scheduled servicing intervals and diagnostic codes on the instrument panel.

Our network of qualified technicians is at your disposal through the global MANITOU dealer network.

REACTIVITY AND FLEXIBILITY

The **precision of the hydrostatic transmission** with its electronic governing **makes for safe operation** on busy building sites.

To increase handling speed, the inching function enables boom movements to be accelerated while gradually reducing the forklift truck's forward speed.



To adjust the speed to operating conditions, there is a switch on the instrument panel to select:

- on-site speed 7 kmh
- road speed (hare) 25 kmh

FOR IMPROVED ENVIRONMENTAL FRIENDLINESS

The engine **has been designed to comply with Euro 3A regulation** which is the strictest in this power range:

- direct injection **KUBOTA** 3307-T-E3B
- 55,4 kW/75 HP
- Max. torque 265 Nm at 1400 rpm

It has been specially designed to obtain a 25 % decrease in the number of particle emissions (PM).

Selecting the speed appropriate for operating conditions (site/road) **also helps to optimise fuel consumption.**



KUBOTA


MT 625 MODELS


■ Standard* / ● Option / - Unavailable


	MT 625 Turbo	MT 625 T <small>COMFORT</small>
Cab		
Complete enclosed cab with heating/demisting (ROPS/FOPS)	■	■
Air conditioning	-	●
Adjustable seat with waterproof upholstery	■	■
Adjustable seat, cloth-covered	-	●
JSM	■	■
Adjustable steering column	-	■
Roof light	-	■
Digital display instrument panel	■	■
Armrest/built-in parcel tray with grommet for cellphone charger	■	■
12 V outlet/cigar lighter	■	■
Document net	■	■
Document box	●	●
Interior rearview mirror	●	●
Windscreen and roof sun visor	-	■
Front windscreen wiper and washer – Rear windscreen wiper	■	■
Roof window windscreen wiper	-	■
Electric rear window defrosting	-	●
Cab finishing with radio mounting console	-	■
Radio tuner or CD/MP3 player + speakers	-	●
Hydrostatic transmission		
Proportional inching function	■	■
Speed selector (road/building site)	■	■
Safety features		
Load status indicator	■	■
Emergency stop button	■	■
Rear wheel alignment signal light	■	■
Hydraulic movements cut-out	■	-
Aggravating movements cut-out	●	■
Lighting: main beam, stop lights, direction indicators, fog lamp, reverse light	■	■
Rotary beacon	■	■
Front (x2) and rear (x2) working lights	●	■
Reversing sound alarm	■	■
Windscreen guard	●	●
Rearview mirror	●	●
Other		
Hydraulic circuit at the head of the boom	●	■
Hydraulic optional equipment locking	●	●
Optional equipment: buckets, side-shift carriage, load back rest...	●	●

* The standard equipment may vary.

MT 625 T


 **Lifting capacity**..... 2500 kg
at 500 mm from forks heels
Tipping load at max reach 1040 kg
Break out force
as per standard ISO 8313-1986 3427 daN


 **Lifting height**..... 5.85 m
Time: laden/unladen (in s)
Lifting 8/8
Lowering 5.4/5.3
Telescope
Extension 5.6/5.9
Retraction 4.3/4
Time unladen (in s)
Crowd 3.5
Dump 3.6


 **Front/rear tyres**
12-16.5 SKS CL TUBELESS

 **Forks (mm)**
Length 1200
Width x thickness 125 x 45


 **Oil immersed multidisc brake**

 **KUBOTA engine**
Type V3307-DI-T-E3B
Capacity 4 cylindres/3331 cm³
Power (ISO/TR 14396)
Turbo 75 hp/55.4 kW
Max. torque. (ISO/TR 14396) ... 265 Nm at 1400 tr/mn
Injection direct
Cooling water

 **Transmission** hydrostatic
Gear reverser electro - hydraulic
Speed forward and reverse 2/2

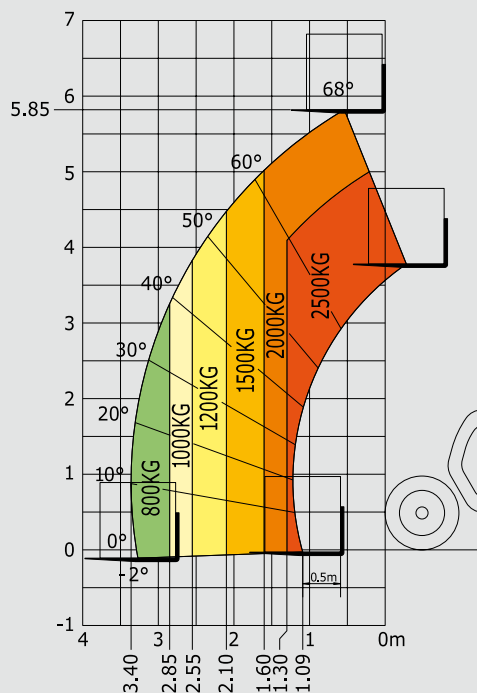
 **Hydraulics**
Gear pump 87.9 l./mn at 235 bar
Flow divider priority for steering

 **Capacities**
Cooling system 12 l.
Transmission oil 85 l.
Engine oil 11.2 l.
Fuel tank 63 l.

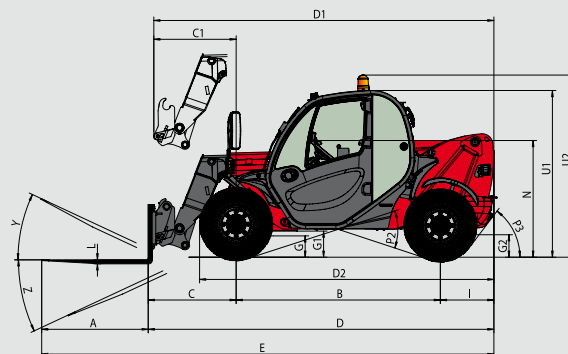
 **Empty weight (with forks)** 4710 kg
Overall **Width** 1.82 m
Overall **Height** 1.92 m
Turning radius (outer wheels) 3.30 m
Length at carriage 3.90 m
Ground clearance 0.33 m
Drawbar pull 4170 daN

The indicated specifications are not binding on the maker and may be modified without notice.
The Manitou trucks presented in this brochure may be fitted with optional items of equipment.

Maximum height reach: 0.66 m



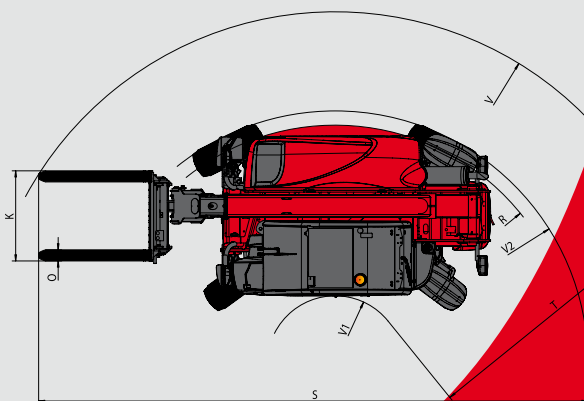
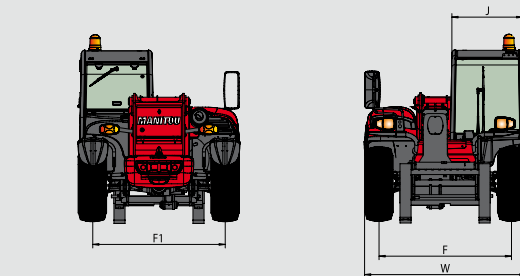
As per standard EN 1459 Annex B



MT 625 T

A	1200
B	2300
C	991
C1	928
D	3894
D1	3831
D2	3275
E	5094
F	1492
F1	1492
G	240
G1	330
G2	253
I	603
J	797
K	1015
L	45
N	1314
O	125
P2	37
P3	52
R	3150
S	6651.5
T	3935
U1	1920
U2	2054
V	4700
V1	765
V2	3310.5
W	1813
Y	11.8°
Z	116.5°

(mm)



MANITOU BF SA
B.P. 249 - 44158 Ancenis Cedex - France
Tel. : 33 2 40 09 10 11 / Export Department Fax : 33 2 40 09 10 97
www.manitou.com

700441EN_A_0210_MT625T.indd - BE527 Indice C

